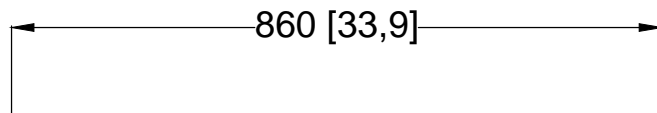
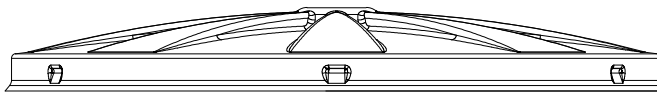


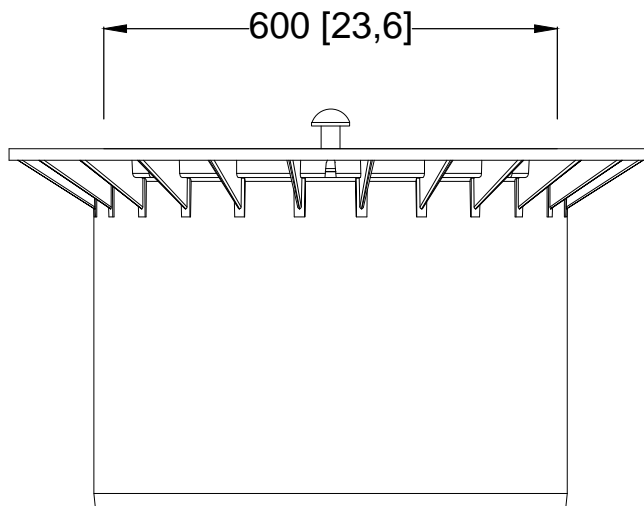
877 [34,5]



860 [33,9]




110 [4,3]



600 [23,6]

476 [18,7]



<p>D <b>GRAF Trinkwasser Teleskop-Domschacht Maxi mit Deckel und TW-Abdeckung</b></p>			<p>Artikel-Nr. product no. 371025 / 381545 article no. artículo no.</p>
<p>GB <b>GRAF Drinking water telescopic dome shaft Maxi with lid and TW-Cover</b></p>	<p>ES <b>GRAF Cubierta telescópica Maxi para agua potable con tapa y cubierta TW</b></p>	<p>FR <b>GRAF Rehausse télescopique Maxi pour eau potable avec couvercle et TW</b></p>	<p>revision</p>
<p>gezeichnet drawn <b>ISC</b></p>	<p>Gewicht weight <b>16,5 kg</b></p>	<p><b>Otto Graf GmbH</b> Carl-Zeiss-Str. 2-6 DE-79331 Teningen mail@graf.info www.graf.info</p> 	
<p>Datum date <b>2015.11.16</b></p>	<p>Toleranz tolerance <b>+/- 3%</b></p>		
<p>Maßstab scale <b>M 1:10</b></p>	<p>Einheiten units mm [inch] gal. = US gal.</p>		